INNOVASIS

NNOVATIVE ENERGY SYSTEM





3:3
FAZ

DATA CENTER · MEDICAL · INDUSTRY · TRANSPORTATION · EMERGENCY

MULTILINE PLUS SERIES

Three Phase Input & Output UPS from 60 - 200 kVA

MODUL IGBT INSIDE — BIDIRECTIONAL UPS

VFI TYPE — UPS ONLINE

TOWER

94% — HIGH EFFICIENCY

INDUSTRIAL RC — REGENATIVE LOAD SUPPORT

Multiline Plus SERIES

Compact, high performance three phase power protection with excellent efficiency and scalable runtime for any type of it load, tertiary application, lighting or bulding and other business critical applications.

The Multiline Plus Series UPS brings the latest power conversion technology to the marketplace, using a Bidirectional Module Igbt design with a multi mode architecture with atest generation components. These UPS aim to be functional, safe, easy to install and use.

- Bidirectional Module IGBT Technology
- Output Power Factor 1 (kVA=kW)
- On Line-Double Conversion Technology (Class VFI-SS-111)
- IGBT PWM Rectifier & Inverter Technology
- Multi Processor Digital Control
- High Efficiency up to 94%
- Higher efficiency with eco-mode (up to 98%)
- Low Input Current THD (≤3%)
- High Input Power Factor (≥0.99)
- Low output voltage THD (≤2%)
- Short response time (≤2ms)
- Automatic soft-start
- Cold start
- Dual Input
- Wide Input Voltage Range
- Variable input low voltage depending on loading percentage (up to -36%)
- Short Circuit,Overload, Lightning and Surge Protection
- Paralellable Modules up to 8 units
- Intelligent redundancy management (n, n+1 and n+x)
- 256 Real Time Event Log with Detailed Parameters
- Static & Manual Bypass Operation
- Small Footprint and Easy Maintenance
- Data analyzing over user interface
- Advanced Communication Capabilities
- Remote monitoring and management software
- Perfect Generator Compatibility
- Programmable dry contacts
- Advanced Battery Management

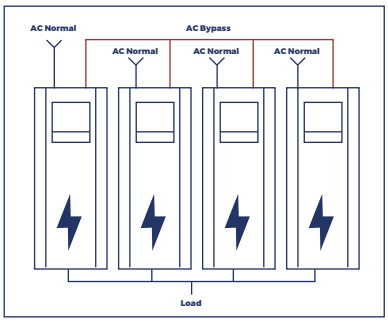

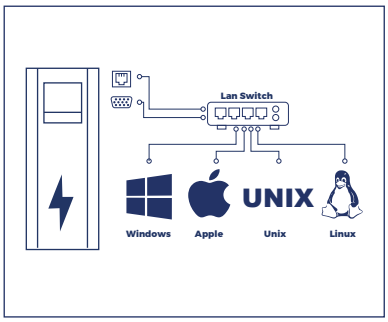

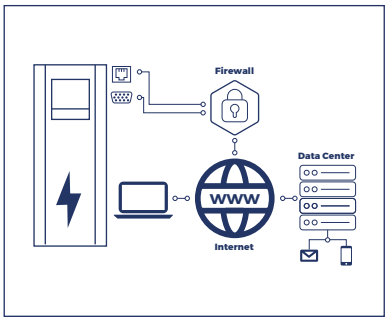

SELF LOAD POWER TEST

Only 4% incremental energy consumption. Full power test of Rectifier, Inverter, Bypass, Chokes, Capacitors, Cables and Fuses. Customer load safely supplied through maintenance bypass dummy load free.

SOFTWARE & CONNECTIVITY SOLUTIONS

- Local communication with RS232 and RS485
- 2 pcs configurable input contact
- Relay board with alarms
- GenSet contact
- EPO contact
- USB
- Remote Monitoring Panel
- Battery Temperature Sensor for Temperature compensated charging
- JBUS, PROFIBUS Local connection
- SNMP IT Manager monitoring
- Environment sensors for Data Centers (Humidity, Temperature, Smoke, etc.)
- GSM, Telnet, GPRS communication
- PC & Server shutdown
- Web page remote monitoring
- Building management system
- E-mail alarm reporting
- Remote monitoring 24/7 technical service

COMPLETE, COST EFFECTIVE SOLUTION

- Online double conversion mode with an real full power, according to IEC 62040: kW=kVA (unity power factor design) means 25% more active power available compared to legacy UPS.
- Dual input mains allow you to manage independent power sources.
- Increased system availability placing UPS in parallel for N+1 and
- N+X redundancy.
- Internal manual bypass for easy maintenance without power interruption.
- Up to 8 pcs parallelable.
- Multi language big LCD display.



EASY MAINTENANCE

TAILORED TO YOUR ENVIRONMENT

- Low noise level and higher fan life time with intelligent fan speed control.
- Flexible battery solutions.
- Compact, lightweight and easy to install.
- Frequency converter mode.
- Extended battery life with exclusive battery charging management for increased battery life.
- Ability to work during input phase sequence change (Optional)
- All in one: Optional 1/1, 1/3, 3/1 and 3/3 phase configurations.
- Adjustable battery quantity.



BACK-UP

LOWEST TOTAL COST OF OWNERSHIP

- Thanks to two level inverter design and a multi mode architecture that makes real time decisions between premium protection mode and premium efficiency mode brings efficiency up to 96% at 50% online load operation.
- 10% saving on energy losses compared to legacy UPS gives significant savings in energy.
- Significant reduction in energy loss.
- Reduced energy usage, air conditioning requirements and cooling operating costs.
- Energy Saver mode for global efficiency improvement on parallel systems.
- Up to 35 percent smaller than similar competitive solutions. Saves space with a reduced footprint.



SCALABLE

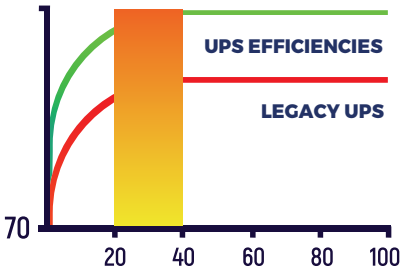

EASY MAINTENANCE

- Built-in manual bypass to eliminate maintenance related downtime.
- Proactive detection of fan failure and switch fault for early diagnosis on UPS malfunction.
- Plug and play card design to simplify the maintenance process.
- Easy service by the help of modular power board concept.
- MTTR is less than 30 minutes.
- Lower spareparts cost by using common boards for different ratings.

HIGH PERFORMANCE RECTIFER CLEAN INPUT PERFORMANCE

Thanks to the technology used, UPS solves installation problems in

- systems where the power supply has limited installed power, where the UPS is also powered by a generator or where there are compatibility problems with loads that generate harmonic currents; UPS has zero impact on its power source, being either the mains power supply or a generator. IGBT based rectifier and innovative control algorithm ensures an input Total Harmonic Distortion (THDi) of less than 3% and draws a pure sinusoidal waveform from the mains. This also provides UPS input power factor of ≥0.99.

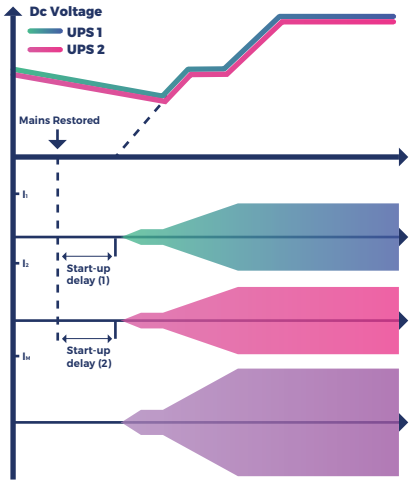

Gecikme süresi için farklı değerler kullanıldığında DC gerilim ve AC akım durumu

Advantages

- Saving in the sizing of upfront equipment e.g. emergency generators, cablings and circuit breakers. No disturbances to nearby equipment; eliminate perturbation
and outage on upfront electrical equipment, avoiding also any investigation and analysis cost due to malfunction In addition, UPS plays a filter and power factor correction role in the power network upstream of the UPS, as it eliminates harmonic components and the reactive power generated by the powered utilities.

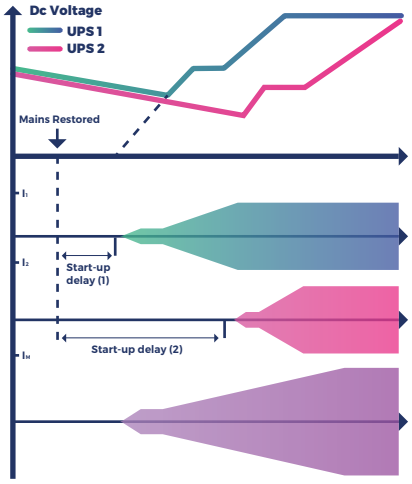

Gecikme süresi için farklı değerler kullanıldığında DC gerilim ve AC akım durumu

PROGRAMMABLE SOFT START

Start up delay function, to restart the rectifiers when mains power is restored if there are several UPS in the system. The programmable soft start allows the rectifier to ramp up in a programmable time period (0-15 seconds) thus eliminating in-rush current.
This feature reduces the need of oversizing the input power system (gensets, feeder cables, and over current devices).

PERFECT GENERATOR COMPATIBILITY

User programmable features such as slew rate, phase angle rate of change and voltage rate of change allow the UPS to quickly sync to a genset during emergency back.Thanks to its robust IGBT rectifier it is enough to choose generator with power only 20% higher rated than the UPS.

HIGH GRID ADAPTABILITY



- 138-485 Vac wide input voltage range to minimize battery use: 305-485 Vac for 100% load; 108-305 Vac for 100%-40% load (derating linearly)
- 6 kV/5 kA lightning protection design, reducing lightning related failure rate.

OUTPUT PERFORMANCE

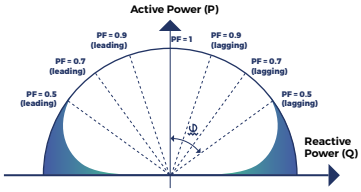

High Output Power factor 1= Real Power (kW)
Real full power, according to IEC 62040: Output power factor of 1 (kW=kVA) rate provides 25% more active power compared to traditional UPS. Suitable for latest generation of servers (leading or unity power factor) without any reduction in active power from 1 leading to 1 lagging . Suitable also for leading power factor loads down to 0.9 without apparent power derating.

TOTAL HARMONIC DISTORTION (THD)

A distorted output voltage waveform affects the proper function of the load's equipment. The BNO-S Series has very low output voltage THD, eve with connected 100% unbalanced or 100% non-linear loads.

TRANSIENT RESPONSE

Transient response is very fast due to to control algorithms which reduces the need to oversize the UPS for pulse load applications.

REDUNDANT PARALLEL FEATURES

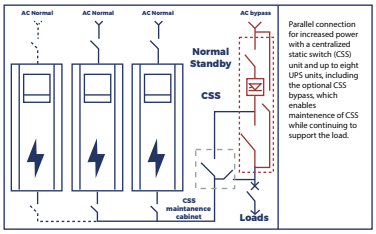

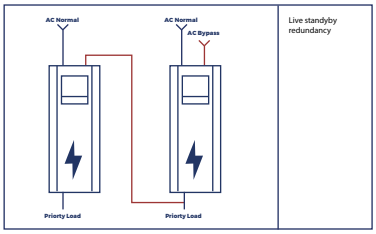

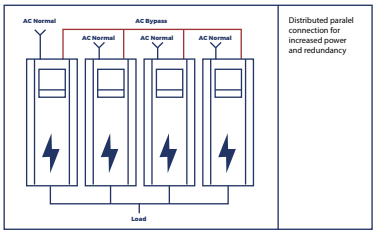

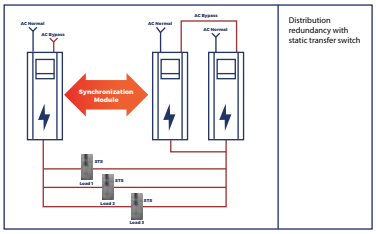

Parallel operation of UPS modules with true redundancy by eliminating any single point of failure, RPA provides a scalable paralleling technique that reduces operating footprint and increases system reliability by eliminating the need for external paralleling equipment and cabinets (centralized bypass and master control). One of the UPS modules in the system intelligently takes the leadership role, while the other UPS modules have access to all control parameters. If one UPS fails to operate, the load is automatically redistributed among the others. If the lead UPS fails to operate, then another UPS automatically takes on the leadership role.

Parallel Operation Features;

- Parallel connection with ring cable.
- Sequential Soft Start.
- Loop bus connection.
- Distributed Control Logic.
- Autosensing disconnected parallel cable.
- Redundant Communication.
- Easy power update without any interruption.
- Full synchronization of parallel units.
- Isolated parallel operation card.
- Static bypass for all units.
- No Single Points of Failure.

Multiline Plus SERIES

MODEL	Mlt Plus 3360U1 Mlt Plus 3360U2	Mlt Plus 3380U2 Mlt Plus 3380U2	Mlt Plus 33100U2 Mlt Plus 33100U2	Mlt Plus 33120U1 Mlt Plus 33120U2	Mlt Plus 33160U1 Mlt Plus 33160U2	Mlt Plus 33200U1 Mlt Plus 33200U2
Nominal power (kVA)	60	80	100	120	160	200
General						
Technology	Bidirectional module igbt, Double conversation Online VFI-SS-111					
Waveform	Sinusoidal					
Architecture	Stand Alone or Parallel connection of up to 8 units					
Input						
Input Voltage	380, 400, 415 Vac 3Ph+N+PE					
Input Frequency	45-65 Hz					
Voltage Tolerance (%100 load)	%(-20) %(+20)					
Voltage Tolerance (%50 load)	%(-36) %(+20) (optional)					
Input Power Factor	≥0,99					
Input Current Harmonic	≤%3					
Output						
Output Voltage	380, 400, 415 Vac 3Ph+N+PE					
Output Voltage Tolerance*	%+1					
Overall Efficiency* (AC-AC)	Up to %94 (%100 load)					
Ecomode Efficiency	Up to 98% (Optional)					
Nominal Output Frequency	50/ 60Hz +0,01 free run (Adjustable from LCD Panel) (Optional)					
Crest Factor	3:1					
Output Power Factor	0,9 (U2 model) / 1 (U1 model)					
THD of Output Voltage	≤2% (Linear load) & ≤5% (Non-linear load)					
Bypass						
Bypass	Built in Automatic and Maintenance Bypass					
Voltage Tolerance	±%10					
Transfer Time	0 ms					
Over Load	1 min (%150 load)					
Batteries						
Battery Type	VRLA-AGM / (GEL - NiCd Optional)					
Battery Test	Automatic or Manual					
Battery Charge Time	<6h-8h					
Battery Quantity						
Quantity	Internal 60x18 Ah pcs	External 60 pcs				
Communication and Management						
LCD Display	Graphical lcd screen, Led bar status					
Communication Ports (Optional)	RS485, Genset, SNMP, GSM Modem, Relay Contacts, Input Contacts, Modbus and USB, Jbus, Profibus					
Battery Temperature Sensor Contact	Avaible					
Emergency Power Off (Epo)	Avaible					
Accessories (Optional)	Galvanic Isolation Transformer, Remote Monitoring Panel					
Physical characteristics						
Dimensions H x W x D (mm)	1257 x 432 x 918	1402 x 543 x 928				1402 x 643 x 1315
Net Weight (kg)	115	245	250	255	260	270
Ambient conditions						
Operating temperature (°C)	0°C - 40°C					
StorageTempature	-15°C/+ 55°C					
Proposed Temp. to Extend Battery Life	20- 25°C					
Relative Humidity (%)	< %95 not condensing					
Altittude	< 1000m					
Noise (at 1 meter)	<62 dBA			<65 dBA		
Protection Class	IP20 (Higher IP Ratings are optional)					
Compliance						
Referance Product Standards	EN 62040-1 (Safety), EN 62040-2 (EMC), EN 62040-3 (Performance)					

*Depends on Input/Output voltage conditions and power

The company reserves the right to change
specifications and designs without notice.